MagnetX

2027 Global AI Trends · Quarterly White Paper

AI Information Distribution Revolution & GEO

2026/27 Global AI Trends White Paper

Produced by MagUp (magup.ai)

Report: 2026-09-03 (v1.1: 2026-09-23; data to 2026-09-18) | Global, overseas-first

Data: public + proprietary research | Coverage: GEO · 4 major AI engines · 6 overseas markets

MagUp ✦ Don't watch AI marketing — be seen by AI.

https://magup.ai/

Table of Contents

Opening · **This Report Answers Three Questions**

Chapter 1 | **Core Judgment: AI Has Shifted from Model Competition to Application Deployment**

Section A · Overview of the AI Industry

Chapter 2 | **AI Landscape: Models, Compute, and Applications**

Section B · The AI Search Revolution

Chapter 3 | **Inflection Point Confirmed: AI Search Goes Mainstream**

Chapter 4 | **Rules Rewritten: From Keywords to Intent Dialogue**

Section C · GEO Deep Dive

Chapter 5 | **Four Supply-Side Evolutions: A Industry Maturity Path**

Chapter 6 | **Opportunity Map: Global Market Types and Categories**

Chapter 7 | **GEO Content Methodology: Become the Brand That Gets Cited**

Section D · Action Closure

Chapter 8 | **Outlook 2026 H2 → 2027 | Five Falsifiable Predictions**

Chapter 9 | **Action Guide: Three Brand Questions and Our Position**

Appendix · **Data Sources and Methodology**

MagUp

Opening · This Report Answers Three Questions

Executive Summary

This report covers the global AI landscape (models, compute, apps), focusing on AI search and GEO to answer 3 questions:

01 **What stage is AI in now?** 02 **How have info distribution rules changed?** 03 **What should brands do?**

2026: a rare convergence of inflection points—model capabilities converging, inference costs plunging, AI search becoming the primary information gateway, traffic power shifting from keywords to engines, and GEO leaping from concept to commercialization.

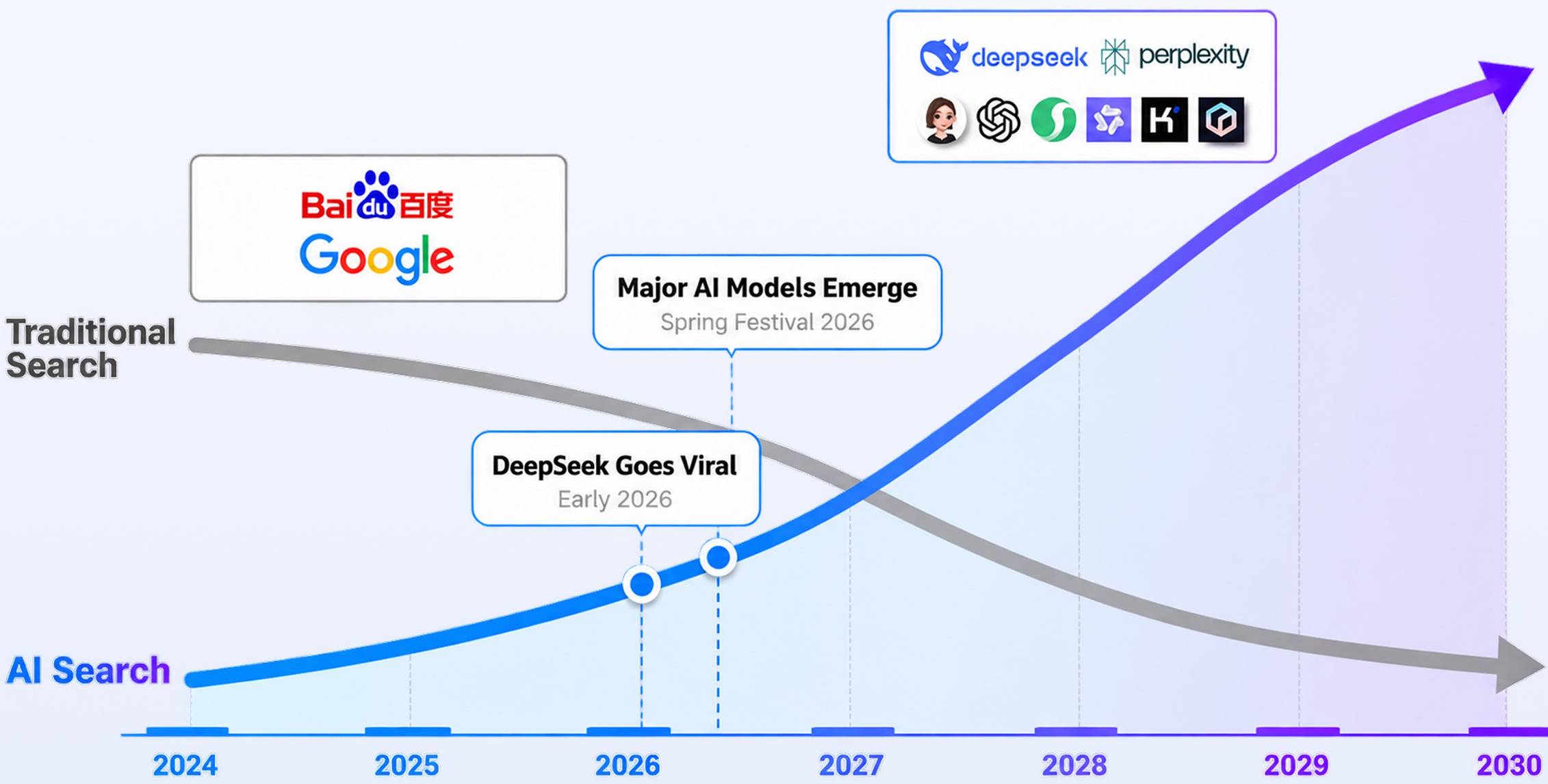

11B+
ChatGPT MAU

$700B+
(Four Major Cloud Providers)

74%
From Organic Top 10

4.4x
Organic Traffic

AI Search User Scale	2026 Compute CapEx	AI Citations vs. Organic Search	AI Referral Conversion Rate

Data Sources Statement (Dual-Track Disclosure)

This report draws on two data tracks; all definitional differences are noted inline throughout the text:

Public data: Gartner, CNNIC, QuestMobile, Sensor Tower, Similarweb, BrightEdge, Conductor, FT, BofA, filings, and industry studies.

Proprietary research: iterative GEO ecosystem scans; 2025 vs 2026 citation analysis of four major overseas AI engines; content format research across the four engines.

Note: This supply-side analysis asks "where the industry is heading and who can deliver"—not "how consumers are changing." It complements consumer-survey reports but follows no single institution's methodology.

MagUp

Chapter 1

Core Judgment: AI Has Shifted from Model Competition to Application Deployment

Section B · The AI Search Revolution
Hard data confirms this isn't a forecast —it's an ongoing shift.

Judgment 1: AI Moves from Model Race to Application

Model capabilities converge; API prices fell 60—80% in a year. Focus shifted from "who trains better" to "who gets used." Distribution wins.

Judgment 2: AI Search Is the Top Gateway—Distribution Reshaped

ChatGPT tops 1.1B MAU and AI Overviews cover over half of searches—users now get answers through dialogue instead of clicking links, shifting traffic power from keywords to engines.

Judgment 3: GEO Consolidation—Results Delivery Is the Dividing Line

AI adoption and local engine landscapes vary by market—multi-market execution is becoming the dividing line for brands and agencies.

Judgment 4: Multilingual Execution Will Define the Next Gap in Brand Globalization

AI adoption and local engine landscapes vary by market—multi-market execution is becoming the dividing line for brands and agencies.

Call to Action: Make "Being Cited by AI" Part of Global Brand Asset Allocation

In 2026, brand presence in AI answers moved from "being ranked" to "being cited," heading toward "being acted on." AI citations are no longer an SEO add-on but a managed, measured brand asset—as vital as your website, content, and media relations.

Note: Judgments are detailed in Chapters 2—8. "Being acted on" means AI agents handle logins, price comparisons, and orders for users (see Chapter 4).



Chapter 2

AI Landscape: Models, Compute, and Applications

$700B capex + costs down 60—80% + 1.1B MAU: AI has moved from tech narrative to business narrative. The first battleground is AI search—the gateway for billions of daily queries.

2.1 Compute Layer: The $700B "Infrastructure Bet"

The four North American cloud giants guided 2026 AI capex above $700—725B, up ~77% from 2025's ~$410B. Including Oracle and Chinese hyperscalers, global 2026 capex should exceed $800B—more than most countries' GDP.

Vendors	2026 AI Capital Expenditure Guidance
Amazon	Approximately $200 billion
Alphabet	$175 to $190 billion
Microsoft	Approximately $190 billion
Meta	$125 to $145 billion
Oracle	Approximately $50 billion

The structural shift matters more: all four say capex is moving from training to inference capacity—Azure AI revenue grew 40%+, Alphabet's cloud backlog jumped 55% QoQ (over $240B). The Stargate project plans $500B in AI infrastructure by 2029. Compute is now ongoing inference capacity, not one-off training—the physical basis for mainstream AI search.

2.2 Model Layer: Converging Capabilities and Price Wars

2026 models: OpenAI (GPT-5), Anthropic (Claude), and Google (Gemini) lead; DeepSeek and Meta Llama close in at low cost. Competition shifted from "stronger models" to "lower cost per task at comparable intelligence."

Pricing	Year 2023	Year 2024	Year 2025	Year 2026	Change
GPT-4 input price	$30/M tokens	$10/M	$2.50/M	$2.00/M	-93%
Lite input price	—	$0.15/M	$0.10/M	$0.02-0.25/M	Near Zero
Frontier models	Early 2025-April 2026: per-token costs fell 60-80% across major providers.				-60~80%

Price drivers: MoE architectures, 2—3x throughput from H200/B200 and TPU v6, and DeepSeek's price war. Converging capabilities plus falling costs make app scaling far cheaper—real competition begins.

MagUp

2.3 Application Layer: AI Assistants Become the Super Gateway

The three strong patterns in the application layer are already clear:

Application	MAU	Key Signals
ChatGPT	Over 1.1 billion	Fastest app ever to 1B MAU; 800—900M weekly active users in February 2026.
Gemini	662 million	May 2026: market share rose to 27.7%—the only major player still growing.
Claude	245 million	13% paid conversion, industry-leading; 32% enterprise API share —ahead of OpenAI.

By user share (Sensor Tower's State of AI 2026 report, as of end–May 2026): ChatGPT 46.4%, Gemini 27.7%, Claude 10.3%, others (Grok/Perplexity/DeepSeek/Meta AI) 15.6%. In mid–September 2026, ChatGPT's global traffic share also fell below 50% for the first time (traffic–based, a different measure from the user–share figures above), marking a shift into a multi–player balancing phase for generative AI entry points.

There are two other notable structural signals at the application layer: AI app downloads reached nearly 2.3 billion in H1 2026 (with $4.2 billion in user spending, more than double H1 2025); AI app usage time grew from 17.2 billion hours in H1 2025 to about 36 billion hours in H1 2026, as users' AI usage shifts from "trial" to "everyday embeddedness."

AI assistants are no longer just tools but a super entry point for information access, work assistance, and consumer decisions.

Capital structure is taking shape: OpenAI has filed for an IPO at a $1.25T valuation; Anthropic has completed its IPO at ~$1.5T; a European sovereign model closed a €3B Series D at a post–money valuation above €21B. Model vendors are shifting from a "capability narrative" to "capital monetization," and platforms will speed up opening commercial APIs and ad products.

$1.25T+
OpenAI Target Valuation

$1.5T+
Anthropic Target Valuation

€3B+
EU Sovereign Model Series D

€21B+
EU Model Post–Money Val

Data sources for this chapter:

Financial Times 2026 Q1 earnings compilation / Futurum Research 2026.2 / Shenwan Hongyuan 2026.4 / TokenMix 2026.4 / TensorFeed 2026.3 / VentureBeat 2026.7 / Sensor Tower State of AI 2026 / OpenAI official disclosure 2026.2 / Industry briefing 2026.9 (share and IPO figures).



MagUp

Chapter 3

Inflection Point Confirmed: AI Search Goes Mainstream

3.1 How Large Is the Global AI Search User Base?

AI search is no longer an "emerging thing" but "mainstream infrastructure": ChatGPT has 800–900 million weekly active users (per OpenAI's official disclosure in February 2026) and processes over 2 billion queries per day; Gemini has 662 million monthly active users and Claude 245 million, while Google's AI Overviews / AI Mode cover mainstream search markets. Users spend over 7 minutes per session, far longer than the "search–and–leave" pattern of traditional search—users are leaving longer decision processes inside AI conversations. AI Overviews trigger coverage ranges from 20–65%: about 20.5% of US queries trigger them, and over 60% of non–brand informational queries do.

ChatGPT alone processes over 2 billion queries a day—queries that, just over two years ago, almost all went to traditional search engines.

3.2 Behavioral Shift: Diversion, Not Displacement

Indicator	Value	Meaning
Gartner forecast (2024)	2026: traditional search -25%	The shift is industry consensus, not speculation.
Google zero-click rate (2026.4)	64.82%	Two-thirds of searches get no clicks—answers are endpoints.
Info query top CTR (Q1'25→Q1'26)	31.2% → 19.7% (-36.9%)	AI answers are taking over "what is / how to" traffic.
Definitional query top CTR	27.8% → 11.3% (-59.4%)	Definitional traffic has nearly vanished.
Transactional query top CTR	22.4% → 20.1% (-10.3%)	Maintain resilience in purchase/comparison traffic
Navigational / local queries	-4.4% / -6.2%	Finding stores and brands still requires real landing pages

The 2026 search market is shifting sharply but unevenly: AI takes over informational and definitional queries, while transactional, navigational, and local queries hold. Users leave research to AI but return to search for action—the basis for Chapter 7's "dual–engine coexistence."

September 2026 tests: ~68% of US Google searches end zero–click; on AI Overview pages, top organic CTR fell from 1.41% to 0.64% (~55% drop). The No.1 organic spot no longer guarantees clicks—brand gateway value is moving into AI answers.

(CTR: Sitegrade 2026, 214 sites, Q1'25 vs Q1'26; zero–click: 4seopros citing Apr 2026 study; AI Overviews coverage: SeoProfy / BrightEdge 2026, multiple bases.)

3.3 China: Same Inflection Point, Different Pace

China's shift is happening in parallel: CNNIC data shows 602M generative AI users (+141.7% YoY, 42.8% penetration); QuestMobile shows 499M MAU for AI-native apps (+85.4%), while traditional search apps saw usage down 19.1% and time spent down 13.5% YoY. Industry penetration TGI leads in travel (192), automotive (141), and finance (119)—Chinese users are also moving their "find answers" habit to AI chat. (Note: CNNIC figures differ by reporting period; another period cites 515M—this report uses the 57th report basis consistently.)

3.4 AI Citation Volatility Far Exceeds the SEO Era—Measured in Weeks

In our continuous monitoring from 2025 to 2026, we observed three signals that public data cannot capture:

01 **Extremely high source concentration (the top 15 domains account for about 68% of AI citations);**

02 **Weekly structural shifts in sources (ChatGPT's citation share of Reddit fell from about 60% to about 10% in six weeks—unprecedented);**

03 **AI agent requests have reached 88% of human organic search traffic (BrightEdge, April 2026).**

These three signals point to one conclusion: the AI citation ecosystem fluctuates far faster than rankings did in the traditional SEO era. Continuous monitoring isn't optional—it's essential, and it's a core component of our own service capabilities.

Chapter conclusion: AI search has crossed the mainstream inflection point, with all three proofs in place—user scale (MAU in the 1.1 billion range), behavioral migration (informational traffic being taken over), and industry confirmation (a consensus judgment from Gartner and all major research firms). A real window of opportunity exists, and the fragmented structure means "brands need to appear in both search behaviors at once"—which is exactly why GEO and SEO must be run together.

Data sources for this chapter:

OpenAI official disclosure 2026.2 / Sensor Tower 2026 / Gartner Press Release 2024.2 / Sitegrade 2026 / SeoProfy 2026 / BrightEdge 2026.2 & 4 / CNNIC 57th Report / QuestMobile 2026 H1 Report (supplementary domestic figures) / Public conference presentations and measured data 2026.9.

Chapter 4

Rules Rewritten: From Keywords to Intent Dialogue

4.1 How Engines Decide Whether to Trust You

AI engines answer via "retrieve, generate, cite." ChatGPT's two-stage RAG first pulls candidates (~87% from Bing Top 10), then the model decides whom to cite. Only ~15% of retrieved pages get cited, and citation is binary—there's no "ranking No. 3." Brand content must not only appear in retrieval but pass the model's trust and relevance test.

4.2 2025 vs 2026: Citation Structure Shifts Sharply

Source	Year 2025	From 2026 to present	Change
Wikipedia（ChatGPT）	~47.9% (some: 55%)	13.2%, still #1/#2	Share halved, still solid
Reddit（ChatGPT）	~60% cited in early August	~10% by mid-September	Steep drop
LinkedIn（ChatGPT）	~#11	#5, 14.3% of Search	Biggest Gainer
PR Newswire（ChatGPT）	Niche	Became "direct input"	New direct connections
Google AI Mode self-citation	5.7%（2025.6）	17.42% (Feb 2026), up another 8.4×	Walled gardens closing
AI Overviews–organic Top 10 overlap	76%（2025.7）	38%（2026.2）	"Ranked #1" ≠ "cited"

Two shifts to watch: First, "ranking No. 1" is decoupling from "being cited"—only 38% of AI Overviews–cited pages also rank organic Top 10 (down from 76%). Second, Google's walled garden is closing—its own assets dominate AI Mode citations, with travel self–citation at 53.18%, topping 19 of 20 industries.



MagUp

4.3 Source "Trust Sets" Barely Overlap Across Engines

78–85% of cited domains appear on only one platform; ChatGPT and Perplexity share just 11% of domains; AI Overviews and AI Mode overlap only 13.7%. "Optimize for ChatGPT and you're everywhere" is 2026's most fatal misjudgment. Each engine differs: ChatGPT favors encyclopedias and communities; Google favors video, its ecosystem, and structured entities; Perplexity favors real-time, first-hand data, and Reddit (46.7% of its top-10 citations); Claude favors authoritative long-form and barely touches UGC.

4.4 "Citability": The Brand's New Asset

The anchor of this rule reconstruction is a new concept: Citability—not ranking or impressions, but a brand content's ability to be trusted and cited in AI answers, with three layers: discoverable (entering the retrieval pool), trustworthy (passing authority and entity-consistency checks), and citable (extractable as answer snippets).

Citation drives measurable divergence: AI-cited brands see 35% higher organic CTR and 91% higher paid CTR (Seer 2026); AI referrals convert at 4.4× organic traffic with 27% lower bounce. A Sept 2026 cross-channel benchmark (110M+ sessions) confirms AI referrals convert at 5.8%, first across all channels (paid search 5.4%, organic/email 4.9%, social 2.1%; in B2B, AI referrals 14.2% vs. organic 2.8%—different sample basis, complementary). Citation not only brings in-conversation exposure but also feeds back into traditional channels—quantifiable proof that "citation is brand equity."

Two defensive signals have emerged: first, paid placements are rapidly entering AI answers—about 51% of US ChatGPT responses carry ad units (most conservative third-party estimate; Similarweb puts it at 26%), and about 30% of ad-eligible Google AI Mode queries show ads, with paid and organic citations now competing on the same screen. Second, platforms are tightening restrictions on bulk automated scraping, so measuring "being cited" itself faces sampling-compliance constraints. Citability is thus both an optimization and a measurement/compliance problem, requiring compliant sampling, official-log cross-validation, and dual organic/paid tracking.

Chapter conclusion: Traffic allocation has shifted from "keyword → ranking" to "intent conversation → source trust." Brand visibility in the AI era is no longer decided by "where your page ranks" but by "whether the engine trusts and cites you when generating answers." This sets up Chapter 5's supply-side answer: a new industry, GEO, is emerging around "citability."

Data sources for this chapter:

Semrush 13-week citation volatility study / Analyze AI 2026 / SE Ranking 2026.2 / Profound 2026 / Ahrefs 2026.2 / Seer Interactive 2026 / DWS & Locafy 2026 compilation; see our Overseas AI Engine Source Citation Analysis Report 2025 vs 2026 for details / Similarweb and third-party paid placement monitoring 2026.9 / Ruler Analytics 2026.



MagUp

Chapter 5

Four Supply-Side Evolutions: A Industry Maturity Path

5.1 GEO Industry Maturity: A Four-Stage Model

Tracking 30 GEO providers (18 overseas + 12 Chinese going global), the supply side shows a clear four-stage evolution, each mapped to an industry signal—evidence of the industry's maturation, not one company's history.

Stage	Form	Core Features	Industry Validation
Stage One · Emergence	Content Service Type	Manual content + SEO tactics; deliverables: "content recs + reports," no standard.	GEO demand is real, but the industry lacks standards and measurement.
Stage Two · Tooling	SaaS Monitoring Type	Citation, Content Gap & visibility tools surged, mostly subscription-based.	Standardization demand emerges—a hallmark signal of market maturity.
Stage Three · Platform Integration	Effect Delivery Type	Full-funnel managed services, RaaS, and pay-after-results become new models.	Commercial loop closes; industry enters consolidation and shakeout.
Stage Four · Globalization	Multilingual Execution Type	Multilingual reach, local execution, and cross-market algorithm fit become key thresholds.	The global window is opening; the next growth pole lies in cross-border execution.

5.2 Evidence 1: Capability Classification of Leading Players

The 30 providers (18 overseas, 12 Chinese going global) fall into five capability clusters, shown anonymously as "cluster → traits → industry evidence"—evidence of industry evolution, not a brand list.

Ability Cluster	Ability Characteristics	Industry Validation
SaaS Monitoring Tool	Visibility tracking, citation monitoring, hallucination detection—SEO tools extended into AI visibility.	Standardization demand emerges — the tool layer matures first.
Content Services / Engineering Integration	AI content production and GEO loop: generate → adapt → monitor.	Real demand, but no unified delivery standard.
Vertical / Specialized Capabilities	Niche plays: source influence, hallucination correction, industry maps, voice.	Market segmentation emerges; differentiation begins.
Platform Integration / Performance Delivery	Full-funnel platform + RaaS; 143 benchmarkable capabilities, six-dimension evaluation.	Commercial loop complete — consolidation has arrived.
Multilingual Global Execution	20+ languages, overseas delivery nodes, multi-market algorithm fit.	Global window opens.

Note on sampling:
providers anonymized by capability cluster; some span several, covering ~20 of 30 (full list in appendix). Cross-cluster positioning signals a shift from single capabilities to full-stack.

5.3 Evidence 2: Tech Strength vs. Market Position—Two Frameworks

We separate two frameworks to avoid misreading: "Technical Strength" (six-dimension composite score) and "Market Position Tier" (funding, clients, awareness). They can diverge—a market leader may be technically unproven, and vice versa. Below: anonymized composite technical scores (out of 100):

Technical Tier	Ability Characteristics	Industry Signals
First Tier	Full-stack + strong delivery; proprietary source-influence analysis—deepest tech.	Leaders pull ahead — strong in both tech and delivery.
Second Tier	SEO extension, deep GEO 2.0, content engineering, dual-market data flywheel, enterprise AI search monitoring.	Diverse capabilities, but lacking exclusive technological barriers.
Third Tier	Strongest AI data analytics; delivery breadth still to be filled.	Strong in individual areas, but lacking a complete loop.
Fourth Tier	Hallucination detection, niche but narrow; low-cost monitoring start.	Niche entry, yet to achieve scale.

Framework note：
The "GEO Capability Six-Dimension Evaluation" is weighted from AI coverage (15%), AI data analytics (25%), platform ecosystem (10%), GEO optimization (20%), AI content operations (15%), and AI commercial attribution (15%), totaling 100. Technical rank ≠ market position: the highest-funded sample (~$155M unicorn scale) ranks only 8th technically—positioned as a monitoring/analytics tool with weak delivery. Such divergence between market position and technical strength is not an isolated case.

Sept 2026: overseas AI visibility tools are dumbbell-shaped—top platforms raised big, mid-tier absorbed, low end at tens of dollars monthly. A top firm published the first Answer Engine Visibility Tools guide—a standardized, tiered structure is forming.

5.4 Evidence 3: Standardization Signals (China as Supplement)

China's supply side echoes the four stages: Aug 2026 saw the first industry evaluation system, splitting the market into three camps—enterprise delivery (93% delivery rate, RaaS), marketing groups (one posted ¥3.725B AI revenue in 2025, ¥2.845B in H1 2026, +81.4%), and SaaS tools (two listed leaders). Capital is pricing it: the SaaS leader's stock rose 47% in a month. GEO is moving from "concept chaos" to "tiered rankings," narrowing the window for unproven players.

September 2026 intensified standardization: twin rules took effect Sept 1 (distribution rules + a GEO trusted-information standard, codifying white-hat/black-hat boundaries); a national body completed the first GEO capability grading certification; and an industry association launched a second group standard. Standards are shifting from single-point to parallel multi-standards, with certification becoming the first screening threshold.

Conclusion: the four supply-side evolutions form a full maturity chain—real demand but no standards → standardization → commercial loop → global execution. For brands, now is the best window to pick platform-type, globally executing partners.

Data sources for this chapter:
Our AI Engine Industry Research Report series (2026.7—8; six-dimension scoring and tracking of 30 competitors) / 2026.8 GEO provider evaluation system / listed company filings (anonymized) / regulatory and standards updates 2026.9 / Ad Age capital tracking / public overseas funding info (anonymized).

MagUp

Chapter 6

Opportunity Map: Global Market Types and Categories

6.1 Overseas GEO Market Scan: Global Landscape

User side：

ChatGPT reached 5.7B monthly visits (Jan 2026); Google AI Overviews covers 200+ countries and reaches 1.5B users monthly; AI sessions equal ~56% of traditional search—the AI answer layer is a universal cross-market gateway. Regionally, Asia-Pacific is the largest traffic pool (28.6% of ChatGPT global traffic, driven by India, Japan, Indonesia, the Philippines), North America 19.8%, Europe 14% (Germany, UK, France), Latin America 5.7%, Middle East & Africa 7%—growth is shifting from English-speaking developed markets to multilingual emerging markets. On monetization: ChatGPT Ads expanded from 9 countries to 31 European countries within a year, with self-serve ads opened in 40+ more—AI search advertising is going global.

Competition：

ChatGPT's global audience share fell below 50% for the first time in March 2026, while Gemini and Claude rose fast in several major markets—engine mixes vary widely by market, and no single-engine strategy works globally.

Against this backdrop, markets differ sharply in demand maturity, monetization progress, compliance environment, and supply gaps. We focus on seven representative markets, each representing a typical market form.

Core conclusion：

the US is the leading market; the other six are opportunity markets at different paces. The "type" of opportunity window matters more than the country list—brands should self-select by category and language capability.



Start With The Global Baseline

MagUp

Market (Type Sample)	GEO Demand Maturity	Monetization & Supply	Opportunity Assessment
United States US · AI engine original production industry chain (head market)	eMarketer: 31.3% of the US will use generative AI search in 2026; 68% of searches end zero-click; AI referrals lead conversion (B2B: 14.2% vs. 2.8% organic).	Deepest monetization: ~51% of ChatGPT replies carry ads; best public benchmarks (Semrush covers 126M prompts); densest local provider base—leaders now run organic + paid.	**Leading-market benchmark** highest demand, saturated supply; incumbents compete on attribution and closed-loop delivery.
India IN · Largest incremental user pool	100M weekly ChatGPT users—world's #2 market (OpenAI, Feb 2026); ChatGPT Go doubled users in a month; Android at 92%, one-tap Gemini/ AI Mode.	ARPU very low (~$9M/ quarter in-app); Perplexity × Airtel proved "free acquisition → paid retention" (MAU held at 5×); answers vary by query language—English ≠ Hindi.	**Largest scale, hardest monetization** low-cost tiers and telecom channels define acquisition; regional-language source building is the differentiated entry.
Japan JP · Language barrier developed market	ChatGPT: 205M monthly visits; Gemini/AIO coverage 24.8% (8th globally); usage intensity in Q1 2026 rose 8 places globally.	Clear Japanese content supply gap—overseas providers generally lack Japanese capacity, and local supply is mostly monitoring tools.	**Language dividend** Japanese GEO capacity is both entry ticket and moat; early movers set prices.
South Korea KR · Institutionalized high-intensity usage	ChatGPT: 14.3M MAU (3×+ YoY), 3.4B minutes of monthly usage—a record; institutional adoption in education and the workplace; Gemini MAU surged 17×.	Growth leads globally, but GEO supply and monetization are nearly blank—ads aren't open yet, and local providers are few.	**Land-grab phase** least competition, fastest growth; early entrants build case studies and source moats at the lowest cost.
Germany DE · Regulation and data sovereignty shaping (European representative)	Bitkom 2026.5: 2/3 of Germans use gen AI (40% a year earlier); ~20% of queries trigger AI Overviews; DACH AI referral conversion 14.2% vs. 2.8% traditional.	GDPR/AI Act/DSA raise the bar; Mistral signals EU engine sovereignty; German sources miss English AI queries; AIO costs German sites 265M clicks monthly.	**Compliance barriers = trust endorsement** auditable delivery is the entry ticket; German-language source building is Europe's biggest structural gap.
Indonesia ID · Mobile-first emerging market (Southeast Asia representative)	ChatGPT: 216M monthly visits (#5 globally); 37.9% used it in the past month (vs. 26.5% global, GWI); strong growth after ChatGPT Go launched.	Engines are multipolar: ChatGPT share fell 55.6%→45.7%, Gemini 31.2%, Claude 7.8% (May 2025→May 2026); local content is thin and GEO services are blank.	**High growth + unsettled landscape** early source placement costs least, but multi-engine monitoring is a must.
Brazil BR · Latin America Portuguese blue ocean	ChatGPT: 310M monthly visits (No. 1 in Latin America), +43% growth; AIO coverage 25.2%.	Large Portuguese content gap, mobile-first; local GEO supply is scarce and monetization hasn't opened up.	**Portuguese blue ocean** Latin America's fastest-growing market; scarce Portuguese capacity is a first-mover advantage.

Note on methodology：
this section compiles market-level public signals at two levels. Global landscape: Similarweb / Siana Marketing (ChatGPT global monthly visits and regional traffic distribution, Jan–Mar 2026) / Sensor Tower (global audience share, Mar 2026) / Google official disclosures (AI Overviews coverage) / ChatGPT Ads commercialization announcements. Country focus: our "AI Engine Industry Research Report" series (Jul–Sep 2026) + OpenAI official disclosure (India 100M weekly users, Feb 2026, reported by TechCrunch) / Bitkom representative survey (May 2026) / SISTRIX (2026) / GWI·DataReportal (2026) / eMarketer (2026) / EY-Parthenon German consumer study (early 2026) / feller.systems DACH conversion benchmarks (2026). Collected Jan–Sep 2026; data supports relative comparison across market types, not a unified census; Germany serves as the European sample.

6.2 Category Opportunities: Must-Answer to First-Answer

Combining industry penetration TGI (China basis) with overseas AI Overview industry trigger rates (overseas basis), categories fall into three opportunity tiers:

Must-Answer: travel / consumer electronics / finance. Users already use AI for itineraries, product picks, and finance comparisons—no presence means rivals take the space (TGI 192/141/119) — QuestMobile.

Heating Up: auto / healthcare / B2B software. Long cycles, high info density—AI is the default research tool; 6-12 month window.

Watch: local services, education, industrial goods. Traditional search still leads; early entity consistency and local sources win.

Overseas trigger rates (vs. TGI): AI Overview triggers vary widely—healthcare ~88%, education ~83%, B2B tech ~82%, restaurants ~78%, e-commerce only ~4%. High rates confirm AI is embedded in the category's info stage; low-trigger e-commerce centers on "product info agent-readiness," not traffic conversion—using both bases avoids single-metric bias.

The heavier the decision, the earlier AI rewrites it.

Data aligns at home and abroad: the longer the consideration, the earlier AI intervenes. Overseas, B2B leads—Gartner sees ~90% of B2B purchases involving AI assistants by 2028; Forrester sees 20% of sellers getting AI-agent quote requests in 2026; healthcare's AI Overview trigger rate is highest (~88%). In China, H1 2026 government/enterprise LLM procurement rose 83.6% (office work, risk control, medical aid); adoption should reach 68% in finance and 53% in manufacturing (QuestMobile, June 2026).

Consumer side mirrors too: overseas surveys rank consumer electronics (21%), apparel (20%), and travel (18%) as the top AI-help categories (Capital One Shopping, 2026)—nearly matching China's TGI leaders. Implication: category priorities are globally consistent—sequence by category, then allocate by market.

The differences: four gaps mean playbooks can't be copied.

Difference 1: Entry points are inverted—overseas users cluster on a few general assistants; China's are fragmented: Doubao 368M MAU, Tongyi 162M, DeepSeek 127M, Yuanbao 57.35M (QuestMobile, May 2026), with 515M gen-AI users (CNNIC). Overseas brands can win top engines first, then the long tail; domestic brands need multi-platform coverage per engine's trust preferences (see Ch. 4).

Difference 2: Sequencing is inverted. China leads on industry: industrial LLM adoption jumped from 9.6% to 47.5% in a year (2024→2025), so industrial goods, enterprise services, and government supply chains will surge first. Overseas leads on consumer decisions: nearly half of US shoppers use AI for shopping (Visa, Dec 2025), and AI traffic to US retail sites grew ~47× in a year (Adobe, July 2026)—e-commerce, travel, and finance hit "first-answer" first.

Difference 3: Transactional depth differs. Overseas AI links recommendation to checkout—retailer card in ChatGPT (Aug 2026), AI-agent ordering with appellate precedent; brands go from "recommended" to "ordered." Juniper: agentic shoppers under 300M (2026) → 1.3B (2031). Trust lags: groceries 41%, finance 15% (Checkout.com, 2026); AI referrals under 1.5% (Similarweb, Aug 2026), growing fast. China still "recommends, then redirects." Implication: overseas e-commerce needs AI-readable, agent-purchasable product info; domestic runs on AI exposure plus on-site conversion.

Difference 4: Rules differ. China requires gen-AI service registration (1,100+ models by Aug 2026) and favors authoritative sources—verifiable content is an entry requirement in healthcare and finance; overseas relies on each engine's own rules—Google favors its own content in 19 of 20 industries, so adaptation is engine by engine (see Ch. 3-4).

Sources：

Gartner / Forrester (B2B forecasts, Nov-Dec 2025), Capital One Shopping (2026), QuestMobile H1 2026; QuestMobile (China AI MAU, 2026), CNNIC (515M users), CAC filings (1,112 models, Aug 2026), Visa (Dec 2025), Adobe (Jul 2026), Similarweb (Aug 2026), Juniper Research "Agentic Commerce 2026-2031," Checkout.com (2026), our AI Engine Industry Research (Jul-Sep 2026), and Overseas AI Engine Citation Analysis 2025 vs 2026.

6.3 Time Window: Key Milestones in the Next 12 Months

2026 Q4:
AI monetization takes off—ChatGPT Ads annualized revenue passed $1B (~200 days; 2026 target $2.5B), self-serve in 40+ countries; Google put ads in AI surfaces, testing ads in answers and sponsored chats—ads and organic citations blur; early movers pay less.

2027 H1:
Standards form fast—China's twin rules and certification landed in September, plus the first overseas visibility guide. "Verifiable results" becomes the procurement threshold; white-hat GEO stands out.

2027 H2:
Multilingual execution becomes the dividing line as AI penetration in Japan/Korea, Brazil, and the Middle East catches up—single-market agencies lose out.

Chapter conclusion： By category, travel/consumer electronics/finance are must-answer; by market, India, Indonesia, Japan, Korea, and Brazil are fast-growing, low-competition windows, Germany filters supply via compliance, and the US has entered incumbents' competition; by timing, the next 12 months are the land-grab period—once evaluation standards land, the entry bar rises.

Chapter sources：

Siana Marketing "ChatGPT Usage by Country" 2026.3 / Sensor Tower 2026 / OpenAI official 2026 Q1 adoption data / SeoProfy AIO coverage 2026 / QuestMobile TGI (proxy basis) / overseas AIO industry trigger rates 2026.9 / eMarketer / public ChatGPT Ads disclosures 2026.9.



Chapter 7

GEO Content Methodology: Become the Brand That Gets Cited

Section D · Action Closure

The market is exploding, rules have changed —you need platform strength and global reach.

7.1 Content Preferences of the Four Engines

Engine	Search Backend	Primary Source	Format Preferences	Citable Sentences
ChatGPT	Bing link (87% of citations from Bing Top 10)	Wikipedia / LinkedIn / press releases	Deep dives: comparisons, rankings, cases	Explanatory: lead with a definition
Perplexity	Proprietary Sonar real-time retrieval	Reddit (46.7% of top 10) / PubMed / Britannica	Fresh (<30 days); lists/data; summary upfront	Factual: numbers right next to the entity
Gemini / Google	Google index + multi-step retrieval	YouTube (29.5%) / Google-owned assets (43%)	Schema, entity consistency, local info, transcripts	Entity: who/what/ where/when
Claude	Brave link (86.7% overlap)	Authoritative long-form + tech docs; barely touches UGC	White papers, research, analyst voice	Analytical: judgment and reasoning

Cross-engine source overlap is just 11–14%—"one content set for all" fails. ~85% of AI brand mentions come off-site (Reddit/LinkedIn/G2/news), and mentions predict AI visibility better than backlinks (0.66 vs. 0.22).

Oct 2026: studies confirm third-party dominance—~84% of AI citations are third-party (brand-owned ~16%); in SaaS reviews, G2 holds 84%. Sources divide by category—review platforms for software, communities for consumer, media for knowledge. (Muck Rack "Generative Pulse," May 2026, 25M links / ChatGPT, Claude, Gemini / 17 industries)

Caveat: this applies to non-branded recommendation queries. When users name a brand or query with location and intent, engines act like "lookup"—citations return to brand-owned pages and profiles (Yext, Oct 2025: 86% of 6.8M citations from brand-controllable channels). Two question types, two playbooks: one decides citation targets, the other decides recommendation slots.

7.2 SEO × GEO: Why Coexistence, Not Migration

In 2026, search is diverting, not being replaced.

Gartner: traditional search traffic falls 25% by 2026; zero-click rates hit 64.8%, informational CTR down nearly 40% in a year—users shift from clicking links to getting answers in conversation.

But it's not zeroing out: Google still holds ~90% of search; transactional, navigational, and local CTRs dipped only slightly; 53.3% of web traffic still comes from traditional search. And the two aren't parallel—AI engines rely on authority signals built by search; 74% of AI citations come from organic Top 10; ~60% of SEO work also drives GEO.

SEO decides whether you're found; GEO whether you're trusted. They stack: SEO defends existing gateways, GEO captures conversational ones—dual-engine coverage keeps you visible in both.

Cooperative Dimension	SEO (Foundation · Stock)	GEO (Increment · Chat)	Cooperative Actions
Research Methods	Keyword Research (Retained)	Issue / Intent Research (Overlay)	Keywords → map 15–20 real AI prompts to H1/H2
Measurement Indicators	Ranking + Traffic + Conversion	Citation Rate + Mention Rate + Answer Share	Track both metrics — don't favor one.
Content Units	Page (Foundation)	Citable Snippets (Overlay)	Answer-first: 40–60 word answer upfront
Value Assessment	Traffic Base	Trust Assets + High Intent Traffic	AI referral conversion 4.4×—full attribution

7.3 Five Principles for Designing Citation Fragments

01 **Stand-alone sentences:** key facts citable without context.

02 **Lead with a definition:** "[Subject] is a [category] that [purpose]."

03 **Numbers next to entities:** "Company X raised $20M," not "the company raised a lot."

04 **Cut hedging:** drop "might/could/perhaps"—authoritative tone lifts visibility ~25%.

05 **No marketing words:** avoid "premier/revolutionary/leading"—use factual categorization instead.

Evidence levers: named quotes +41%, statistics +31–37%—quotes, data, and authority are the top three (KDD 2024).

7.4 Citable Content Production SOP (Seven Steps)

01 **Define Target Engine and Prompt:**
List 15–20 real AI questions from buyers and test the citation situation against competitors in the target engine.

↓

02 **Decide Content Format:**
Choose based on the engine—explanatory / list-based / comparative / FAQ page.

↓

03 **Design Citation Fragment:**
Each H2 should have an independent citation sentence—definition sentence / data sentence / entity sentence / comparison sentence.

↓

04 **Incorporate Empirical Elements:**
Citations + statistics + authoritative sources (three major levers + 30~41%).

↓

05 **Select Publishing Channel Matrix:**
Official website (SSR + Schema) + external (Reddit / LinkedIn / G2 / YouTube).

↓

06 **Technical Release:**
Bing / Brave indexing, robots.txt crawling strategy (allow GPTBot/PerplexityBot/ ClaudeBot), entity consistency.

↓

07 **Monitoring and Iteration:**
Track mention rates separately by engine; quarterly update content to prevent citation loss (the rate of loss without updates is about three times that of updates).

Voice is now the second answer gateway:
real-time voice APIs support 97 languages with mid-sentence switching. Voice reads only 1–2 sources, so citation concentration is far higher than text—brand pronunciation, spoken product names, and short broadcast-ready facts become new deliverables.

Conclusion:
GEO is a replicable system—source philosophy (where) × format (how) × citation fragments (what) × dual-engine balance. The key isn't media resources but Citation Fragment design—standardizable, monitorable, deliverable.

Sources:
our "AI Engine Content Format Preferences (GEO Content Guide), Aug 2026" / Princeton KDD 2024 (arXiv:2311.09735) / Profound / Ahrefs / Semrush / BrightEdge / Gartner 2024 / Conductor & BrightEdge 2026 / DWS & Locafy 2026 / Muck Rack "Generative Pulse," May 2026 (25M links, 17 industries) / Ranqo 2026 / Yext, Oct 2025 / overseas citation cross-validation (G2).

MagUp

Chapter 8

Outlook 2026 H2 → 2027 | Five Falsifiable Predictions

Prediction 1 · Top Sources Take All—brands must enter the top 15 domains

Basis: the top 15 domains already take ~68% of citations—more concentrated than Google PageRank at any point. **Falsification marker:** if the top 15's citation share falls below 50%, the prediction fails. **Verification:** re-measure the top 15 share in mid-2027.

Prediction 2 · RaaS Goes Mainstream; Retainers Recede

Basis: RaaS adoption, pay-after-results rising, and capital pricing the sector—models are being rewritten. A leading monitoring platform closed $180M at $1.8B and moved into autonomous execution—capital prices results delivery directly. **Falsified** if fixed monthly fees dominate in 2027. **Verify:** mid-2027.

Prediction 3 · Trust Governance: Citation Labels and Fake-Source Controls Emerge

Basis: the $11 manipulation experiment, Perplexity blocking Time, and EU antitrust complaints—trust gaps spawn governance. Since release: China's twin rules codified fake-source controls, AI watermarking and detection shipped, and platforms exposed industrial fake-source operations. **Falsified** if no major engine launches brand-authenticity verification by 2027. **Verify:** H1 2027.

Prediction 4 · AI Ads Blur with Organic Citations; Relevance Weight Rises

Basis: ChatGPT Ads in Europe, GDPR contextual targeting, Similarweb's 26% penetration—ads share the screen with answers. Since release: ChatGPT Ads annualized past $1B, shopping-ad carousels and sponsored brand chats landed—now in verification. **Falsified** if AI ads stay pure paid slots separated from citations. **Verify:** Q1 2027.

Prediction 5 · Multilingual GEO Outgrows the Market

Basis: fast growth in Japan/Korea and Brazil, Middle East infrastructure spend, multilingual execution as a threshold—growth is cross-border. **Falsified** if overseas revenue share falls in 2027. Since release: a European sovereign model won major backing and multilingual voice gateways formed—raising the stakes. **Verify:** end-2027.

Sources:

our research projections (Ch. 2–6) + public corroboration (Sensor Tower / BrightEdge / SE Ranking / EU regulatory updates / Polymarket / public Sept 2026 funding and launch info, anonymized).

MagUp

Chapter 9

Action Guide: Three Brand Questions and Our Position

9.1 Opening: The Overseas Brand "Visibility Crisis"

When users ask AI for "best travel insurance" or "top HR software," a new trust mechanism decides who appears. Reality: only ~37% of marketers have optimized for AI search (Innflows 2026)—most brands' AI visibility is unmanaged. And 86.6% of marketing leaders prioritize AI search, but only 23.2% trust their measurement (Sept 2026 survey—different basis, complementary). Worse: AI Overviews cut top organic CTR 18–58%, making "ranked but no clicks" the norm—while AI-cited brands see 35% higher organic CTR and 91% higher paid CTR. Bottom line: without GEO, brands fade in next-gen search; early movers claim space at far lower cost.

9.2 Three Brand Questions: Build, Buy, or Outsource?

Path A · Build an in-house content team

——Best for content-mature large brands: with existing SEO/content teams, GEO capability can be upgraded internally. Cost: long cognitive and organizational ramp-up. Risk: source shifts happen weekly, making continuous monitoring hard.

Path B · Buy SaaS tools

——For monitoring visibility and citations. Tools "see" but can't "change"; content and off-site placement still need manpower.

Path C · Outsource results delivery

——Outsourcing: full-funnel platform + outcome pricing; turns "being cited" into a deliverable. Needs a trusted partner.

Framework： scale × category × market stage. Single mature markets fit A/B; multi-market growth brands find C most efficient.



MagUp

9.3 Our Position: At the Intersection of Industry Evolution

In Chapter 5's framework, MagUp sits at the intersection of the platform consolidation and globalization phases: delivering via a Results-as-a-Service model (Stage 3) and executing through a multilingual, multi-market local network (Stage 4). This isn't a self-appointed position—once the industry reaches this stage, providers must have both capabilities: ① platform-based delivery certainty, and ② global execution breadth. Below, we break down both.

About MagUp

MagUp is a RaaS (Results-as-a-Service) GEO platform under MagnetX. Version 1.0 launched in September 2026; parent company MagnetX has raised $5M (led by KuCoin); it currently serves clients across 6 countries.



MagUp is MagnetX's RaaS GEO platform. MagnetX has raised $5M (led by KuCoin), with future investment focused on MagUp GEO. MagUp launched GEO in March 2026 and upgraded its in-house system to 1.0 in September, helping brands monitor, analyze, and improve AI search visibility. It serves clients in 6 countries, tracking mentions, recommendations, rankings, competitors, and citations across ChatGPT, Gemini, Claude, and Perplexity—turning data into strategies that boost exposure and competitiveness in generative search.

Capability Positioning: Ready for the Industry's Next Stage

Next-Gen Provider Requirements	MagUp's Corresponding Capabilities
Deliverable, benchmarkable results—not hourly billing.	RaaS model: tied to results, not hours.
Multiple engines, non-overlapping source rules.	Cross-engine monitoring and source ops for four engines.
Content must be model-extractable as answer snippets.	Citation Fragment production — Chapter 7's SOP, engineered.
Multi-market execution across languages and algorithms.	Multilingual network: 20+ languages, multi-market algorithm fit.

Market Positioning

Business covers multiple overseas markets, aligned with Chapter 6's opportunity-map window types: Japan and Korea correspond to language-barrier and institutionally high-usage markets; Brazil corresponds to Latin America's Portuguese-language blue ocean; Southeast Asia and the Middle East are supported by parent company MagnetX's local channel network (see 9.3.1).

Practical Validation

overseas multi-market execution, source monitoring, and content production are verifiable samples of these two phases converging; project data is disclosed anonymized. The choice today isn't "whether to do GEO" but "which partner to choose"—the four-stage evolution has answered: single-capability tools are being consolidated, and partners with both platform delivery certainty and global execution breadth are the scarce supply in this window.

9.3.1 Channel Layout: Local Source Networks in Six Markets

Chapter 4: AI engines barely share trusted sites—78–85% of cited domains appear on only one platform (4.3). This holds by country: what AI trusts is local media, industry sites, reviews, and communities—Japanese, Portuguese, Korean, and Arabic sources don't transfer. So "global channels" for GEO isn't a media list—it's your entry into local AI answers.

MagnetX has local channel networks in six markets:

Market	Local Resources	GEO Value of the Brand
 Brazil	São Paulo hub: JV with the region's largest mobile media/power-bank e-commerce player for high-frequency offline reach; eSIM and full-service media integration; 50%+ local team; regular presence at ABAV Expo and other LatAm expos.	Build Portuguese-language sources across travel, consumer, and B2B scenarios so brands are more easily cited and recommended when LatAm users ask AI.
 Hong Kong, China	Hong Kong base hosts AI/ecosystem events linking finance, professional services, chambers, media, universities, and Web3/AI.	Authoritative English and Traditional Chinese content—a springboard into international AI answers.
 Thailand	Covers Bangkok's MCNs, KOLs, e-commerce platforms, and local media.	Builds Thai-language content and local sources, covering travel, e-commerce, and live-stream shopping decisions.
 Japan	Local live-streaming platform channels, unique media and KOL resources, local offline clubs, deep partnerships with local 4A agencies, and Japanese team members.	Builds high-credibility sources via local media, KOL reviews, and offline scenarios—Japanese capacity is itself the moat (see 6.1).
 South Korea	Seoul-centered MCN, KOL, e-commerce, media, and entertainment content ecosystem.	Tap Korean sources and entertainment-commerce to lift citations in beauty, fashion, and electronics.
 United Arab Emirates	5 years in the Middle East; joined major summits; brought a Chinese million-developer community to Dubai; works with local AI authorities and ministers.	Builds Arabic and English authoritative sources, plugging into Middle East AI policy, capital, and talent networks.

These channels become GEO capabilities via six paths: local media/industry source building; multilingual adaptation (Portuguese, English, Traditional Chinese, Thai, Japanese, Korean, Arabic); KOL/creator reviews; local media and events; offline/community signals; and region-specific validation of exposure, citations, sentiment, and leads.

(Note: this section covers where we have local resources; 6.1 covers where opportunities are—execution network vs. demand side, so lists needn't match.)

9.3.2 Technical Capabilities: The MagUp GEO Capability Framework

Chapter 5 shows the industry shifting from "selling capabilities" to "delivering results" (Stage 3) and "global execution" (Stage 4). GEO must be a running system, not a one-off project. MagUp's four-step loop: Baseline → Attribution → Fact Injection → Convergence. It answers a changed question: not just "can you be found?" but "can you enter the candidate pool, be understood, and have enough third-party evidence against rivals?" We don't control answers—we govern the inputs AI judges by, then verify against the same baseline.

MagUp

Baseline → Attribution → Fact Injection → Convergence

1 | Baseline: map whom AI puts in the candidate set and where you and rivals stand—across models, languages, scenarios. Start with "how AI sees you," not "what to write."

2 | Attribution: split gaps into causes—missing facts, inconsistent phrasing, unreadable structure; "not read" vs. "read but not recommended." Each needs different actions.

3 | Fact Injection: website sets the tone (architecture, product info, structured markup, Q&A phrasing); third parties corroborate (directories, reviews, communities). Your site defines who you are; third parties decide trust.

4 | Convergence: retest against baseline, link changes to questions, models, regions, sources. Each round informs the next. Unattributable gains don't count.

Ability	What problem does it solve?	Which chapter does it correspond to?
Global AI Diagnosis	How does AI see this brand vs. competitors?	4.1 Engine Decision Logic / 4.4 The Three Layers of Citability
Multi–Model Monitoring	Same question, different answers across times, models, and regions.	3.4 Fluctuations Measured in Weeks
Knowledge Assets	Scattered, conflicting, or missing brand info makes AI form wrong perceptions.	The factual basis for Chapter 5's four–stage model
AI Content Generation	Fill content gaps across topics and markets based on real user questions.	7.3 Citation Fragment Principles / 7.4 Seven–Step Content SOP
Public Opinion Monitoring and Response	How to detect and correct when AI is wrong, incomplete, or negative	4.2 The Sharp Shift in Citation Structure
Effect Path Verification	Which optimization action actually drove change	9.1 Only 23.2% trust their measurement

Two foundations：

AI-ready website—rebuilt across architecture, product info, content organization, FAQs, and structured markup so AI clearly reads who you are, what you offer, whom you serve, and why choose you.

Authoritative sources—continuous third-party ecosystem building across media, industry sites, databases, and communities, making your brand easier to find, trust, and consistently described in AI search.

Delivery is RaaS:
fully managed (no need to design questions, run models, find sources, or write content); verifiable (pinpoint which questions, models, regions, and sources drove change); compounding (every optimization becomes a long-term asset, not one-off exposure).

MagUp

Case

90 Days: When AI Knows a SaaS Brand but Won't Recommend It

Brand Challenge

The product and reputation are solid, but AI has already screened the market before users ever hear of the brand. Users ask "Which tool fits me?" or "Alternatives to X?"—the candidate list AI gives is the ticket in.

· Similar SaaS brands see 80%+ AI mentions but only 24% recommendations—known but not recommended.

· Google Top 10 correlates with ChatGPT mentions at just 38%—rankings don't translate to AI recommendations.

· ~84% of AI citations go to third-party sources (Muck Rack, May 2026)—website-only fixes won't work.

Strategy Highlights

Method core: plug every action into an evidence chain.
AI's view of a brand is a black box, but the "nutrients" it judges by can be governed. The difference: attribution-first—detect before acting, act on evidence, retest against the same baseline. We don't control how AI answers; we make every change explainable.

Stage	Key Actions	Technical Support & Verification
Phase One · Detecting the Baseline	**Blind test:** 40 prompts × 3 engines, capturing AI's natural candidate distribution.	Baseline AI perception; blind testing for real recommendation odds; reproducible samples.
Phase Two · Traceability and Attribution	**Classify findings into source defects:** missing facts / inconsistent phrasing / unreadable structure.	Separate "not read" from "read but not recommended"—each needs different actions.
Phase Three · Injecting Facts	Structured website revamp (architecture / Schema / Q&A) + targeted authoritative third-party placement.	Restructure content for AI extraction—site sets the tone, third parties corroborate.
Phase Four · Convergence and Refinement	Three-layer attribution (content / brand / business) + control group, retested against the same baseline.	Every change traces to prompts, engines, regions, and sources; unattributable gains don't count.

Results Comparison

Indicators	Project Before	Project After
AI Brand Visibility	11%	24%
Monthly AI Citation Count	119	703
Number of Cited Pages	9	41
AI Source Trial Registrations	47/month	210/month

All changes trace to specific actions and timing: visibility rose 11%→24%, tied to the Stage 3 website overhaul and third-party placement; citation growth concentrated in the first retest after sources were indexed.

MagUp

9.4 Channel Narrative: Why This Moment

First, the market is exploding—1.1B AI search users, ads and GEO scaling, capital pricing in. Second, rules changed—"No. 1" no longer means "cited"; SEO budgets shift to conversational gateways. Third, the window narrows—standards and big entrants raise the bar; the next 12 months are for claiming space. MagUp's "platform + global execution" delivers monitorable, results-bound GEO.

Top 15 domains take ~68% of citations; ChatGPT's share for one source fell ~60%→~10% in six weeks; AI agents drive 88% of organic traffic—weekly shifts need continuous monitoring.

Conclusion: Being Cited—2026's Key Brand Asset

From the $700B compute bet to plunging model prices to 1.1B AI search users—AI's main battlefield has shifted to information distribution. Brands must adapt: SEO as the base, GEO as the increment, global execution for the next round. This window won't wait.

Contact: MagUp (magup.ai) for report content, data methodology, or partnerships.

Appendix · Data Sources and Methodology

This report uses dual-track disclosure: public data (Gartner, CNNIC, QuestMobile, Sensor Tower, Similarweb, BrightEdge, Conductor, FT, Seer, Sitegrade, SeoProfy, Siana, Muck Rack, Ranqo, Yext, KDD 2024, and other research/filings) is sourced and dated throughout; proprietary research (30-provider six-dimension scoring and tracking, 2025 vs 2026 citation analysis of four overseas engines, content format research, seven-week monitoring) is anonymized. Cross-basis differences are flagged in the text.

MagUp ✦ Don't watch AI marketing — be seen by AI.

https://magup.ai/